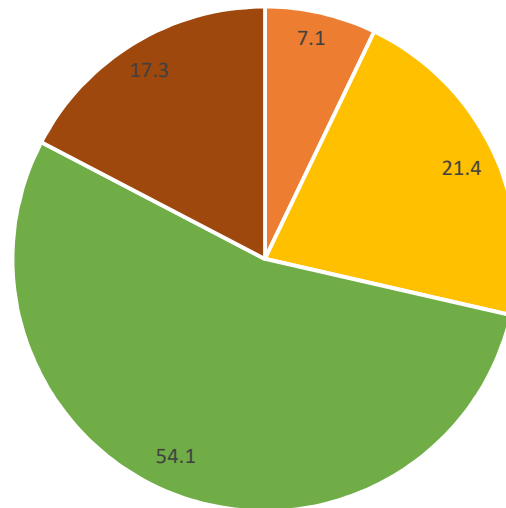


Student Satisfaction Survey 2019-2020

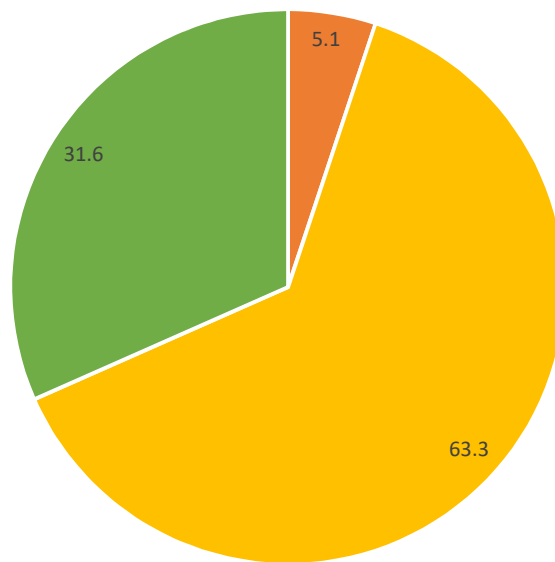
Graphical Analysis

1. How much of the syllabus was covered in the class?



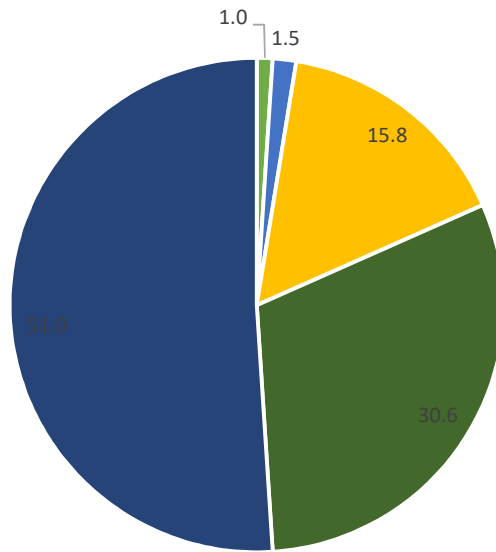
1- 30 to 54% 2- 55 to 69% 3- 70 to 84% 4- 85 to 100%

2. How well did the teachers prepare for the classes?



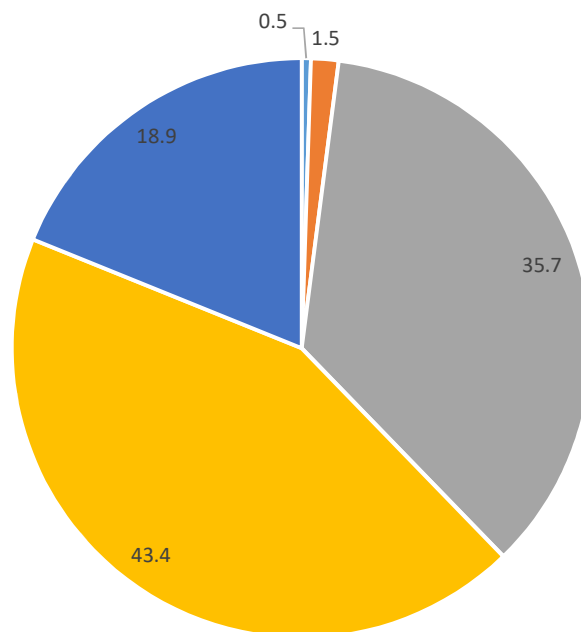
2 - Poorly 3 - Satisfactorily 4 - Thoroughly

3. How well were the teachers able to communicate?



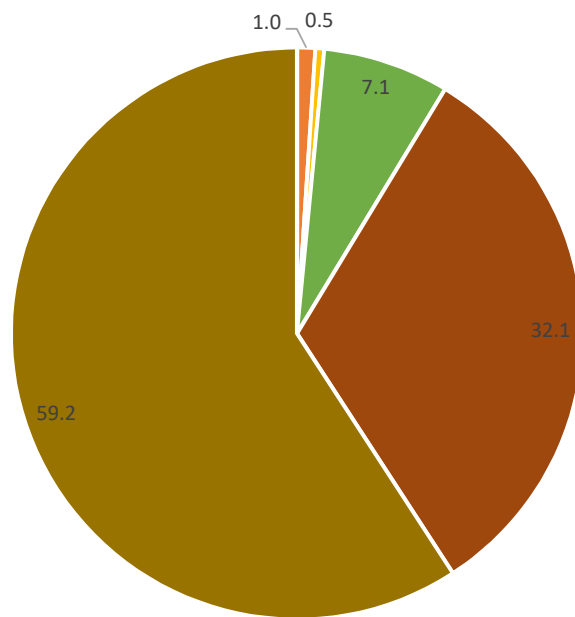
- 0- Very poor communication
- 1- Generally ineffective
- 2 - Just satisfactorily
- 3 - Sometimes effective
- 4- Always effective

4. The teacher's approach to teaching can best be described as



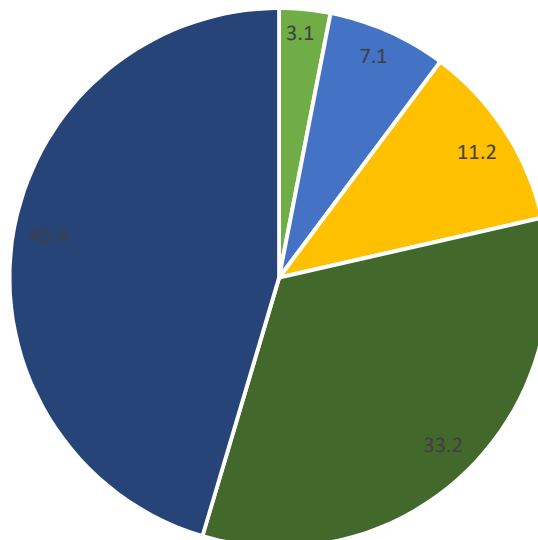
- 0- Poor
- 1 - Fair
- 2 - Good
- 3 - Very good
- 4- Excellent

5. Fairness of the internal evaluation process by the teachers.



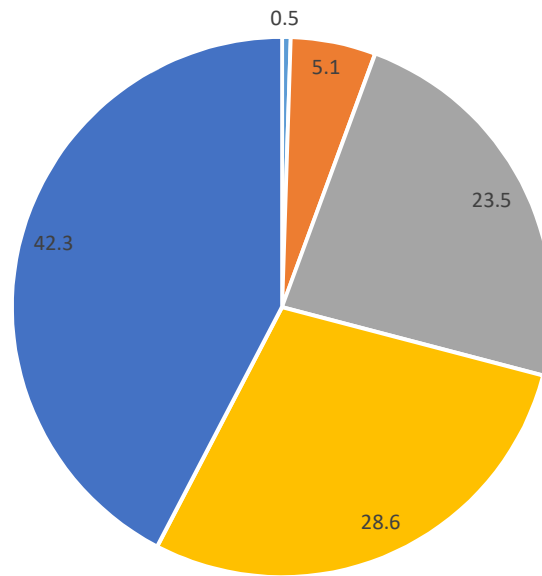
0- Unfair 1- Usually unfair 2- Sometimes unfair 3- Usually fair 4- Always fair

6. Was your performance in assignments discussed with you?



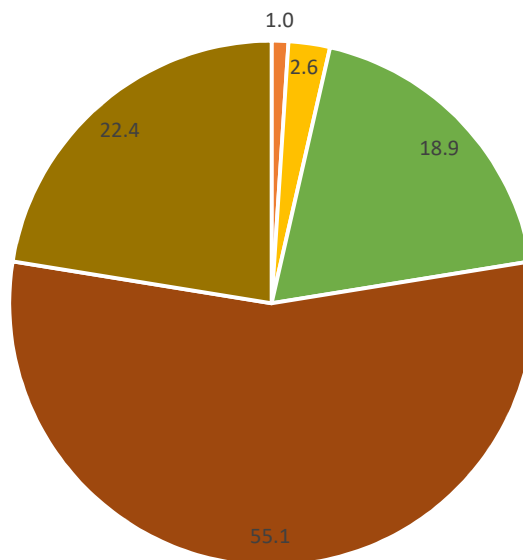
0- Never 1- Rarely 2- Occasionally/Sometimes 3- Usually 4- Every time

7. The institute takes active interest in promoting internship, student exchange, field opportunities for students.



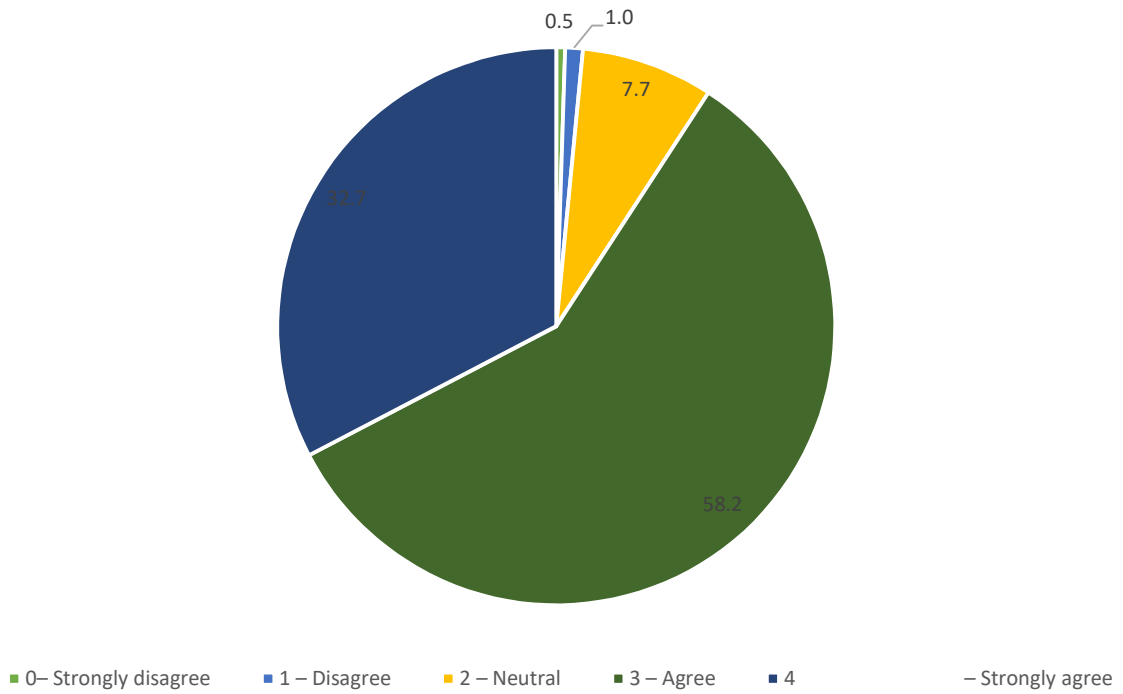
■ 0- Never ■ 1- Rarely ■ 2- Sometimes ■ 3- Often ■ 4- Regularly

8. The teaching and mentoring process in your institution facilitates you in cognitive, social and emotional growth.

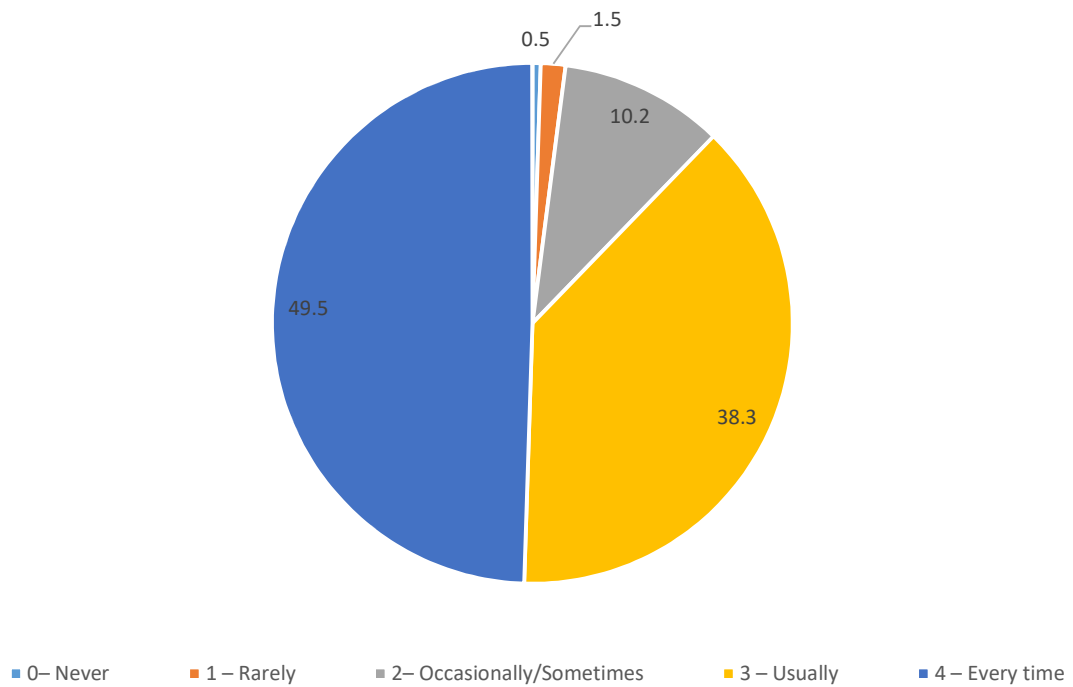


■ 0- Not at all ■ 1- Marginally ■ 2- Moderately ■ 3- Very well ■ 4- Significantly

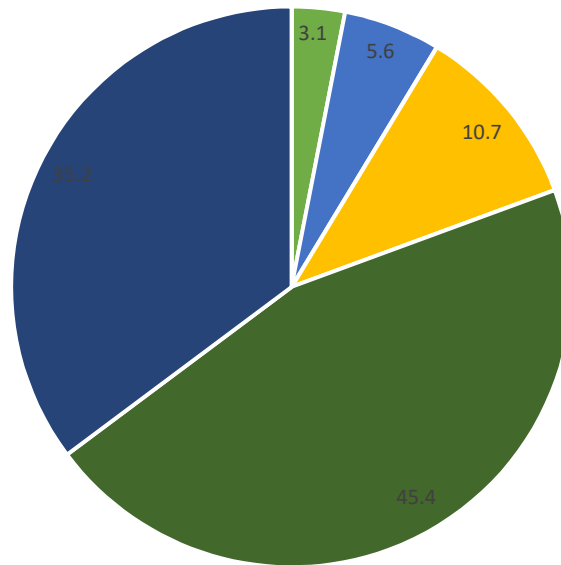
9. The institution provides multiple opportunities to learn and grow.



10. Teachers inform you about your expected competencies, course outcomes and programme outcomes.

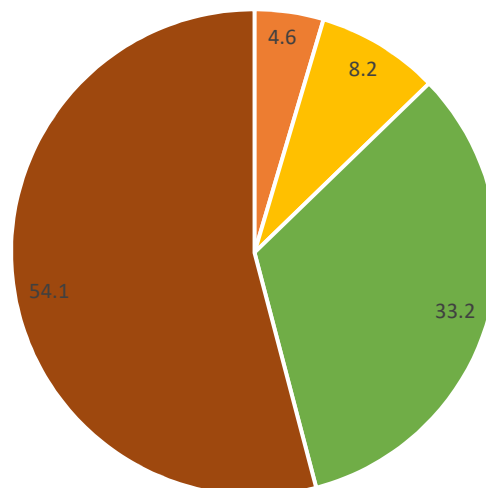


11. Your mentor does a necessary follow-up with an assigned task to you.



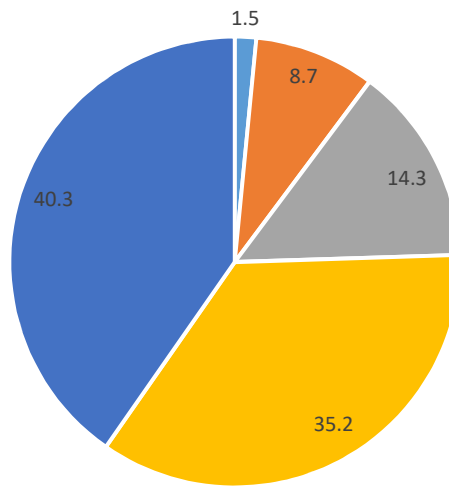
0 - I don't have a mentor 1 - Rarely 2 - Occasionally/Sometimes 3 - Usually 4 - Every time

12. The teachers illustrate the concepts through examples and applications.



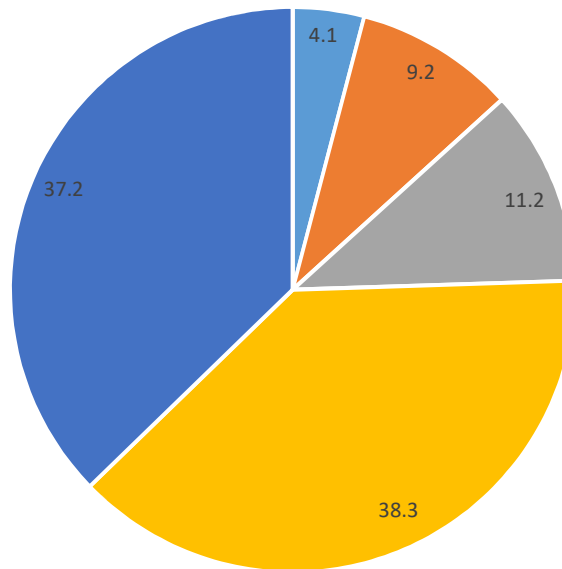
1 - Rarely 2 - Occasionally/Sometimes 3 - Usually 4 - Every time

13. The teachers identify your strengths and encourage you with providing right level of challenges.



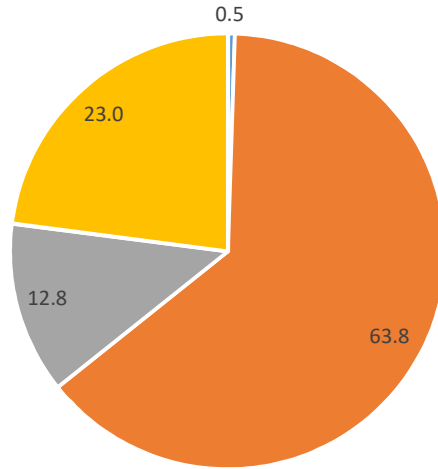
■ 0-Unable to ■ 1-Slightly ■ 2-Partially ■ 3-Reasonably ■ 4-Fully

14. Teachers are able to identify your weaknesses and help you to overcome them.



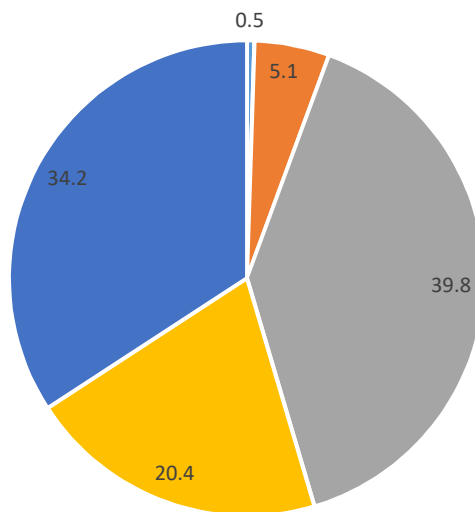
■ 0 - Never ■ 1 - Rarely ■ 2-Occasionally/Sometimes
■ 3-Usually ■ 4 - Every time

15. The institution makes effort to engage students in the monitoring, review and continuous quality improvement of the teaching learning process.



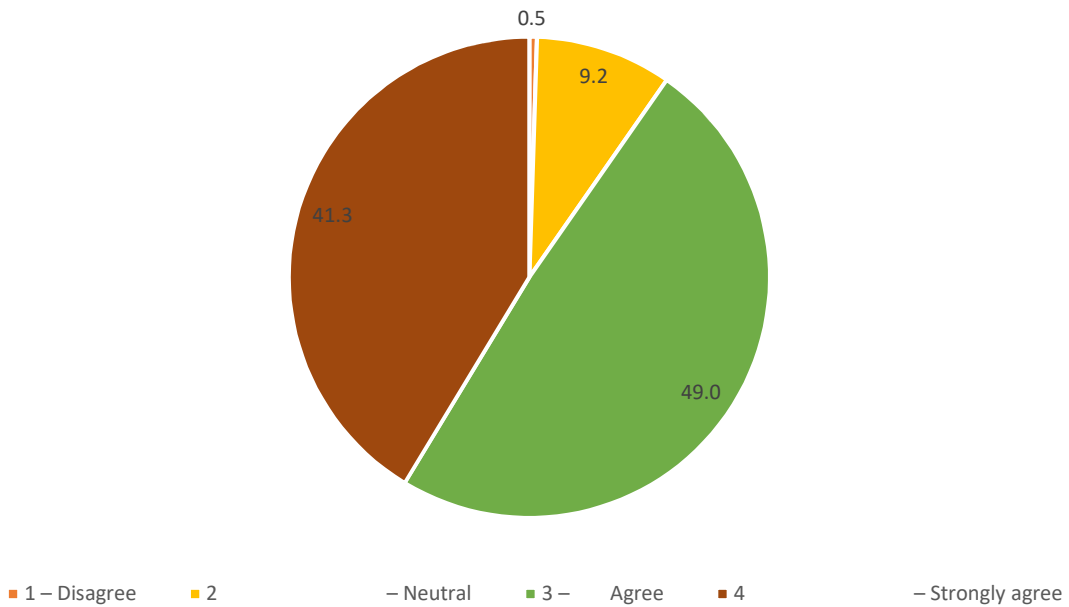
■ 1 – Disagree ■ 2 – Agree
■ 3 – Neutral ■ 4 – Strongly agree

16. The institute/ teachers use student centric methods, such as experiential learning, participative learning and problem solving methodologies for enhancing learning experiences.

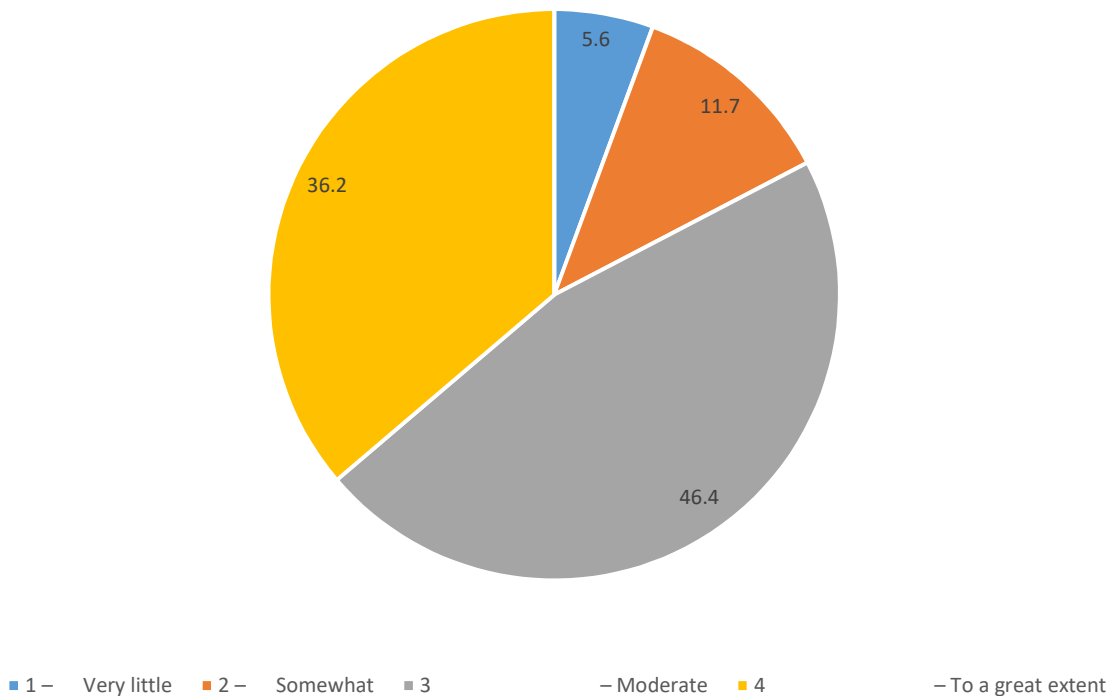


■ 0 – Not at all ■ 1 – Very little ■ 2 – Moderate 2
■ 3 – Somewhat ■ 4 – To a great extent

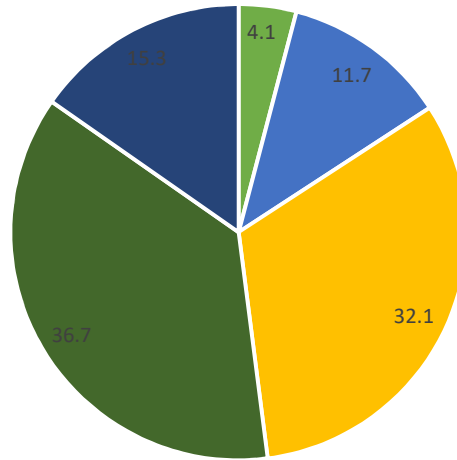
17. Teachers encourage you to participate in extracurricular activities.



18. Efforts are made by the institute/ teachers to inculcate soft skills, life skills and employability skills to make you ready for the world of work.

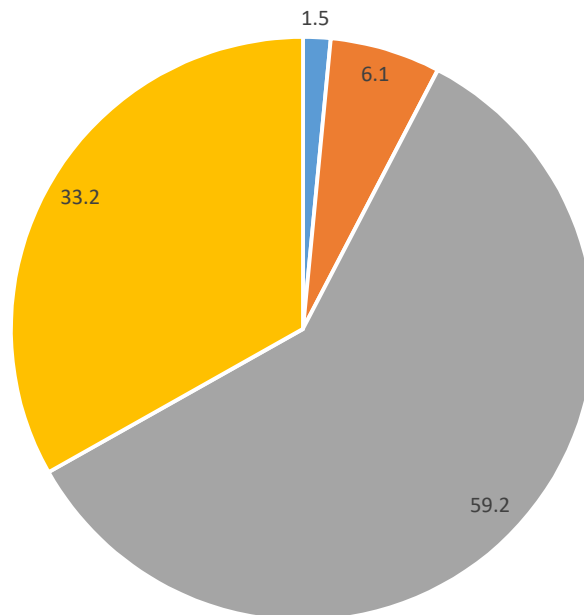


19. What percentage of teachers use ICT tools such as LCD projector, Multimedia, etc. while teaching?



■ 0 - Below 29% ■ 1 - 30 - 49% ■ 2 - 50 - 69% ■ 3 - 70 - 89% ■ 4 - Above 90%

20. The overall quality of teaching-learning process in your institute is very good.



■ 1 - Disagree ■ 2 - Neutral ■ 3 - Agree ■ 4 - Strongly agree ■ 5 - Strongly disagree